

4th Grade Activities:

- Create your own instrument! Look around your house for items you could use to make an instrument. Toilet paper rolls, paper towel tubes, empty tissue boxes, empty shoe boxes, empty water bottles, etc can make really cool instruments. Color them, paint them, decorate them, and design them however you'd like. Think about the types of instruments we've talked about; percussion, woodwind, string, and brass. What kind could you make? How could you make something with a high sound or a low sound? (Hint: Empty water bottles filled with something can make a great shaker. Rubber bands or ribbon can be like string, popsicle sticks can be like a reed.. be creative!)
- Recorder! Practice the Karate belt song you are currently working on. Attached are some extra songs you can practice if you'd like. *If you search "recorder karate" on Google or Youtube you can find tracks to play along to and extra copies of the music.
- Dance along to your favorite song and try and keep the beat.
- Create your own song! Using the worksheet provided, create your own song. Match rhythms over the beats.
- Sing through our songs from class or teach them to someone at home!

A Tisket A Tasket	I'm Gonna Wrap Myself in Paper	High Low Chickalow (you need a partner, teach someone new!)
Grand Old Flag	This Land is Your Land	Stella Ella Ola

★ Chorus students: keep practicing! ☺

Additional Music Resources Online

<https://musiclab.chromeexperiments.com/>

(Grades K-4)

This program has many options designed for children such as a song creator, a drum rhythm simulation, drawing to create music, creating melodies, playing with sound waves and more.

<https://www.classicsforkids.com/games.html>

(Grades 2-4)

This website has rhythm and note name practice, create your own song, instrument and composer exploration, and more.

<https://pbskids.org/games/music/>

(Grades K-1)

This website has games related to PBS children's show to explore music concepts. You can create your own instrument, join a parade, create music with a band, and practice patterns.

<https://www.brainpop.com/artsandmusic/>

(Grades 2-4)

This website has video lessons with accompanying activities, quizzes and games to teach students about musicians, instruments, composing music, and reading music.

Name: _____

CREATE YOUR OWN SONG

1.) Choose a topic: _____
(spring, St. Patrick's Day, your favorite animal, your favorite food, or something else you'd like to write a song about)

2.) Write 4 sentences of lyrics (words) for your song.

3.) Rewrite the lyrics and add a rhythm for each word. Write it over the beats.

Example:

	□		□
Spring	weather	feels	lovely!
♥	♥	♥	♥

4
♥

♥	♥	♥	♥
♥	♥	♥	♥
♥	♥	♥	♥
♥	♥	♥	♥



Shoheen Sho



Tracks 33 & 34

Irish lullaby

1 2 3 4

Sho-heen Sho, ba - by boy, fa - ther's pride mo - ther's joy.

5 6 7 8

Bir - die sleeps in the nest, sun doth sink in the west.



Sleep Baby Sleep



Tracks 35 & 36

traditional

1 2 3 4


Sleep ba - by, sleep. Fa - ther tends the sheep.

5 6

mo - ther shakes the dream - land tree so


7 8 9 10

all the dreams come true for thee. Sleep ba - by, sleep.



Jeremiah

Tracks 37 & 38



1 2 3 4 folk song

Je - re - mi - ah blow the fi - re puff, puff, puff

5 6 7 8

Je - re - mi - ah blow the fi - re puff, puff, puff!



Riding in a Buggy

Tracks 39 & 40




1 2 3 4 folk song

Ri - ding in a bug - gy Miss Ma - ry Jane Miss Ma - ry Jane Miss Ma - ry Jane

5 6 7 8

Ri - ding in a bug - gy Miss Ma - ry Jane, I'm a long ways from home



Juba



CD Tracks #50 & 51

folk song

2/4

Ju - ba this and Ju - ba that.

Ju - ba chased a yel - low cat.

Ju - ba up and Ju - ba down.

Ju - ba run - ning all a - round.